


# Install the free Realm Connect App on your I-phone, I-pad, and/or Android

## Phone

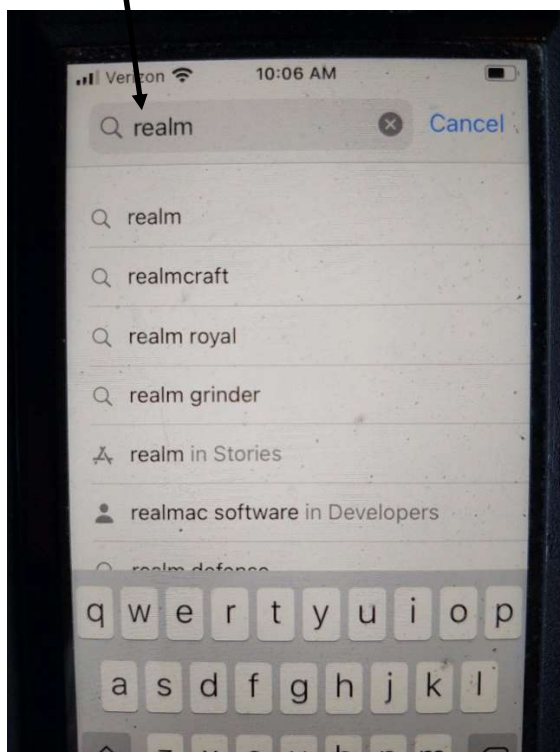
On your **Apple I-phone and/or I-pad**, open the APP Store icon



On your **ANDROID** Phone, open the Google PLAY Store

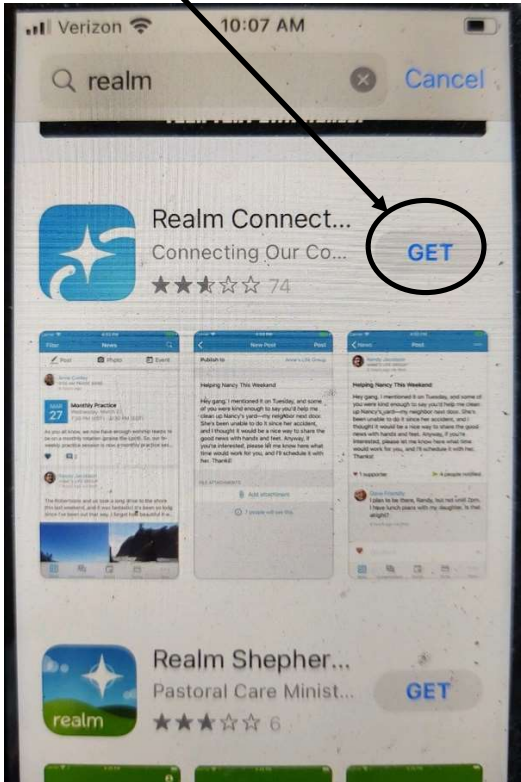


Type **Realm** in the App Store Search bar



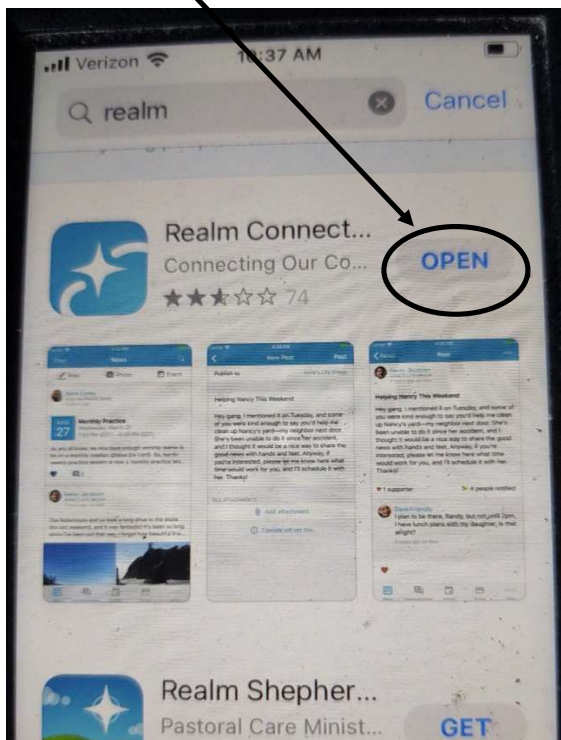
The free **“REALM CONNECT...”** App will display on your phone.

Select **“GET”** This will install the free app on your I-phone, I-pad, and/or Android phone.



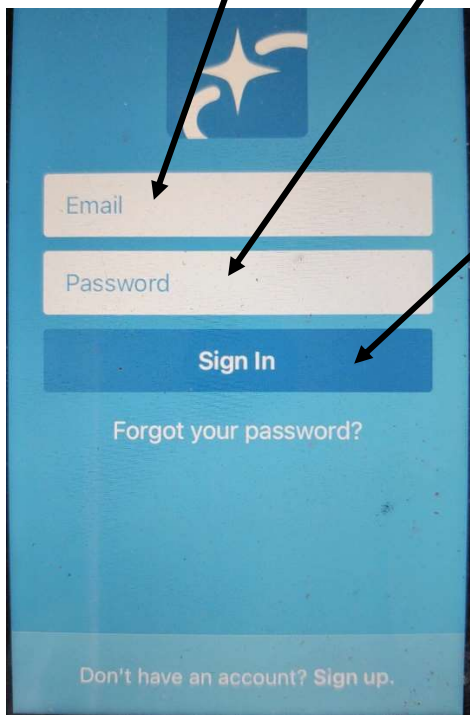
Select **OPEN** to begin using the REALM App on your I-phone and/or I-Pad

Once the REALM App has installed on your I-phone, I-pad, and/or Android Phone, the Connect icon will appear on your I-phone and/or I-Pad Home screen.



After selecting to OPEN the REALM Connect Icon, the screen below will appear.

Type in your email address and Password. Then select "Sign In"



This will open the REALM app and take you to your personal profile.

If you have any questions or need assistance, please email Jerry Musick at [jmusick524@gmail.com](mailto:jmusick524@gmail.com) or text him at 479-601-3391